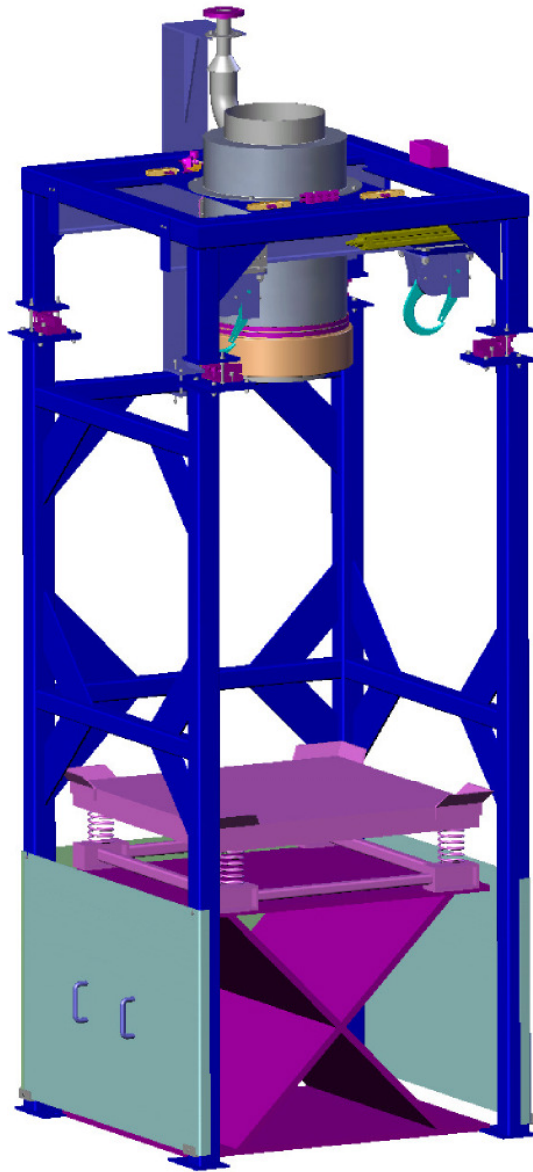


solids Big-Bag Filling Device

Type BFA



Dust-free filling of all types of big-bags, optional modules such as table lift, compacting device, dustproof docking, scale and control unit.



Advantages:

- **Fail-safe due to built-in controller and weighing; as a result, constant and reproducible filling quantities**
- **Easy-to-operate due to ergonomic, movable suspension device**
- **Fully automatable, complete electrical and pneumatic installation**
- **Dust-free due to the solids special docking system**
- **Low maintenance**

S.S.T.-Schüttguttechnik Maschinenbau GmbH
Lechwiesenstr. 21, 86899 Landsberg / Lech
Tel. 0049 (0)8191-3359-50 / Fax 0049 (0)8191-3359-55
E-mail SST@solids-service.de www.solids.de

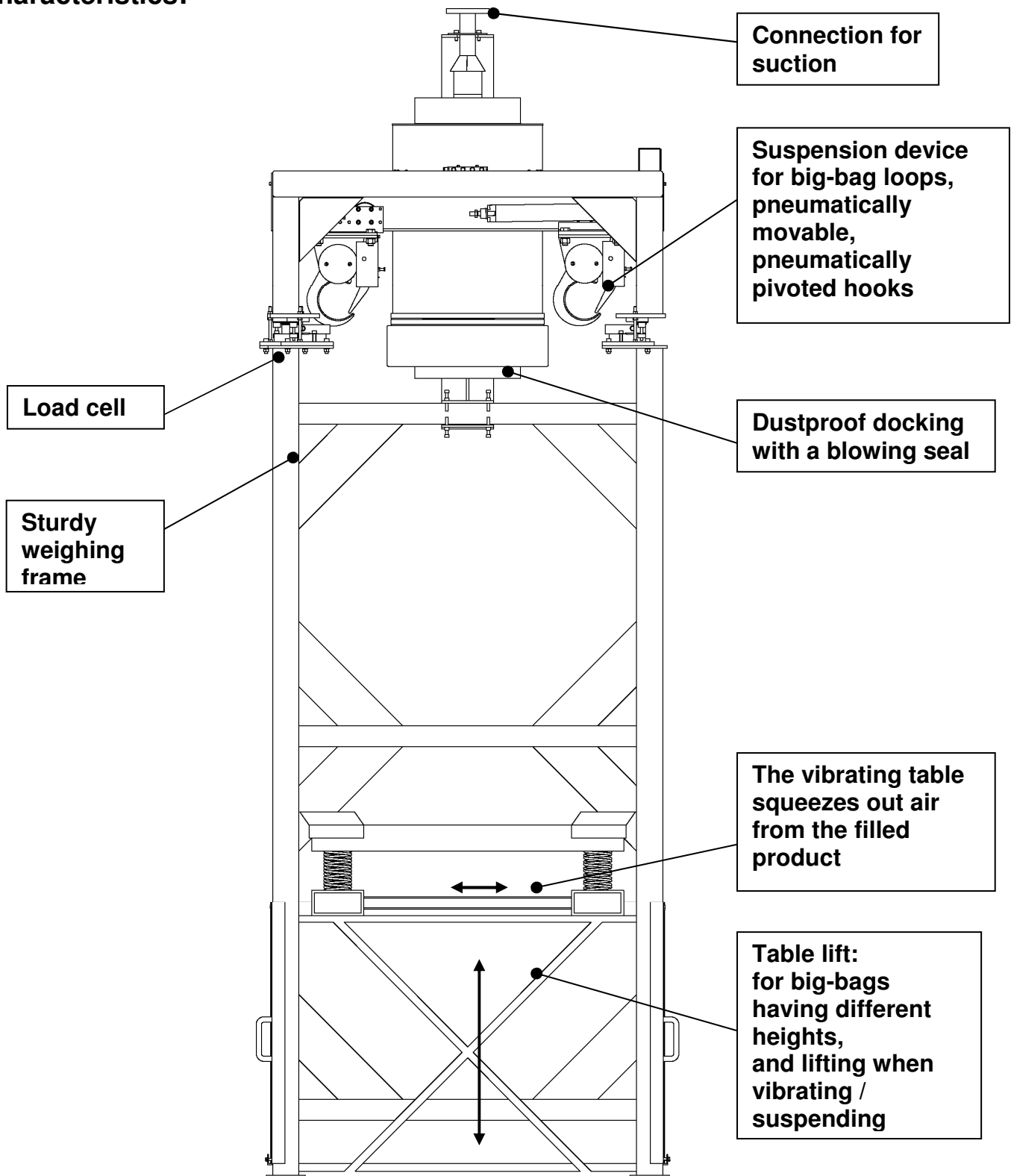


solids Big-Bag Filling Device

Type BFA



Characteristics:



S.S.T.-Schüttguttechnik Maschinenbau GmbH
Lechwiesenstr. 21, 86899 Landsberg / Lech
Tel. 0049 (0)8191-3359-50 / Fax 0049 (0)8191-3359-55
E-mail SST@solids-service.de www.solids.de



solids Big-Bag Filling Device Type BFA



General functional description:

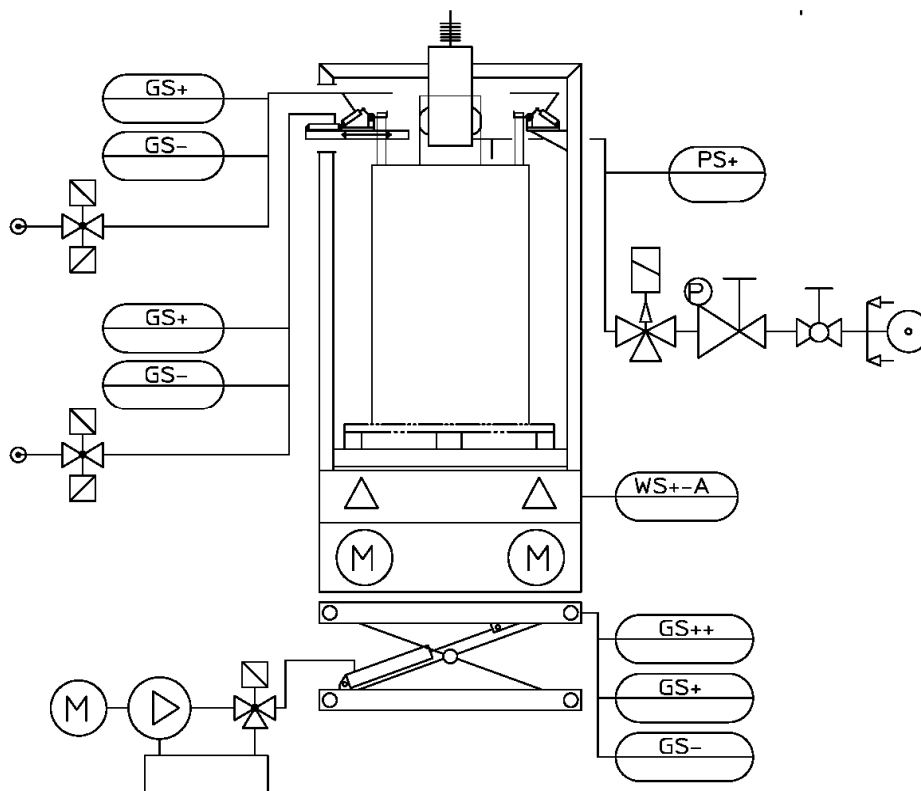
This device is used to fill the big-bags.

Normal position:

- Lifting table down.
- Pneumatic, pivoted suspension hooks in the normal position, i.e. vertical as shown in the drawing.
- The two rear suspension hooks, seen from the operator side, can be moved pneumatically and suspended in the front position.

The Big-Bag is attached to suspension hooks using four loops.

The loops remain attached to these suspension hooks during the entire filling process.



solids Big-Bag Filling Device

Type BFA



Procedure for docking and filling:

- Move the two rear suspension hooks, seen from the operator side, to the rear position
- Move the big-bag inlet over the docking connection
- Press the blowing hose at the big-bag inlet pneumatically by actuating the pneumatic switch
- Switch-on the on-site suction system
- Start the filling process by switching on the metering equipment
- On reaching the first desired weight mark, use load cells for measuring. Stop the filling process by switching off the metering equipment
- Raise the lifting table up to the big-bag on which the vibrating table rests
- Switch on the vibrating table and condense the filled material by vibrating until adequate air escapes from the material so that additional material can be filled in
- Lower the lifting table (up to the lowermost end position)
- Continue the filling process up to the second desired weight mark by switching on the metering equipment = final weight
- Stop the filling process by switching off the metering equipment
- Relieve the blowing hose
- Raise the lifting table until the suspension loops are relieved
- Use the pneumatic rotary drive to rotate all four suspension hooks by 90° upwards to place them in the horizontal position so that the loops of the big-bag can be lowered freely
- Lower the lifting table (up to the lowermost end position)
- Use a forklift to transport the pallet containing the big-bag
- All devices in the normal position, see above.

S.S.T.-Schüttguttechnik Maschinenbau GmbH

Lechwiesenstr. 21, 86899 Landsberg / Lech

Tel. 0049 (0)8191-3359-50 / Fax 0049 (0)8191-3359-55

E-mail SST@solids-service.de www.solids.de

